

MÓDULO DE INGLÉS PARA SEXTO GRADO

Student: _____ **Teacher:** Arlen Martínez

El presente módulo abarca la semana del lunes 16 al viernes 20 de marzo

Estimados Padres de familia ante la crisis de salud que está atravesando el país, nos gustaría trabajar de la siguiente manera para hacer de este proceso lo más cómodo posible.

1. Los talleres, prácticas que aparezcan en las guías deberán ser resueltos y transcritos por el estudiante, de ser necesario puede anexar hojas al módulo para completar las asignaciones.
2. El/la estudiante necesitara su cuaderno de inglés, traductor de google o diccionario en inglés-español para poder desarrollar el módulo por sí mismo/a.

Objective of the study guide:

- Be able to write, read and understand directions using different English expressions and prepositions.
- Be able to talk and write about different kinds of transportation.
- Review verb be and recognize common verbs that we use every day in the school.

Students should complete this at home with assistance if necessary.

Follow the instructions.

I. Write the translation into English of the following words. (Students have the vocabulary in their English notebook) 5 Pts

Example: Subiendo la calle: up the street

1. Bajando las escaleras: _____
2. Alrededor de la fuente: _____
3. Sobre el puente: _____
4. Debajo de los carriles del tren: _____
5. A lo largo del río: _____

II. **Write on the lines** the directions to get to the school. Use the the given guide.

3. _____

2. _____

1. _____

GO STRAIGHT




TURN RIGHT

TURN LEFT

How to get to the school?

III. Write the correct answer on the line next to the picture (just choose 4 answers)

(catch a taxi – ride the bus – take the train – drive a car – take the train – take the subway)



**IV. Write the translation into Spanish of the following words. (Use dictionary)
5 Pts**

Take the subway: Tomar el subterráneo


1. catch a taxi: _____
2. ride the bus: _____
3. take the train: _____
4. drive a car: _____
5. ride the ferry: _____

V. Draw in a page the given directions and write the names in English and Spanish. These directions will be practiced in the school. (add the page to the copies after drawing) 15 Pts

GIVING DIRECTIONS



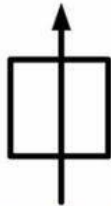
TURN LEFT



GO STRAIGHT ON




TURN RIGHT



GO THROUGH



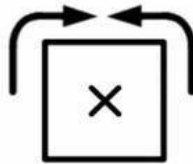
CROSS




GO PAST



GO TOWARDS



TURN LEFT / RIGHT AT ...



TURN AROUND



GO UP



GO DOWN

VI. Circle the words in the box that are verbs. Then, use those verbs to complete the sentences below. (Students have the practice in the English notebook). 10 Pts

eat	skip	house	sleep	smile
box	jump	draw	pencil	tree
fly	bark	sing	flip	spoon

1. We all had to _____ and say cheese for the picture.
2. She likes to _____ through the halls of the school.
3. I tried to _____ over the large puddle.
4. My aunt wants us to _____ in the school chorus.
5. Next year, we will _____ home on a large plane.
6. Chef Jack will _____ the pancakes when they are ready.
7. It is so tough to go to _____ the night before Christmas.
8. Max will _____ if he can't find his chew toy.
9. I can't wait to _____ with the new markers I bought.
10. We will bake a cake, decorate it, then _____ it.

Ice-breaker. Complete the letter soup.

N	L	E	F	T	D	G
O	R	E	Y	S	O	O
R	I	A	Y	O	W	E
T	G	S	A	U	N	T
H	H	T	U	T	G	A
R	T	D	L	H	L	U
W	W	E	S	T	K	P

DOWN
EAST
LEFT
NORTH

RIGHT
SOUTH
UP
WEST



VII. Complete the sentences using the correct answer “is” or “are”. 10 Pts

Example: Mary is sad because she won't go to the swimming pool.

They are sad because they won't go to the swimming pool.

1. Melanie _____ happy to see us.
2. We _____ on time for once.
3. The dog _____ in the back yard.
4. She _____ the last one.
5. We _____ ready.
6. You _____ with your cousin.
7. He _____ next line.
8. My parents _____ in the living room.
9. They _____ impatient to enter the room.
10. Kathy and Pater _____ in the restaurant.

VIII. Write the verbs name on the line.

cut – laugh – read – talk – write – drink – paint – iron – shop – clap – wink – think



Wink

When we put GOD first, all other things will fall into their proper place.